



Silverstream, Wixams, Bedford, MK42 6ES
£370,000 Freehold



A well presented 3/4 bedroom semi detached property situated in the sought after Wixams development. This delightful family home offers a perfect blend of comfort and style whilst providing spacious living accommodation across three floors. The property comprises a welcoming entrance hall with a storage cupboard, a cloakroom, bedroom 4/study to the front and a stunning open planned kitchen/dining/family room to the rear with various integrated appliances in the kitchen and bay French doors leading out to the garden. On the first floor you will find a large master bedroom with an ensuite, spacious living room/bedroom 3 and on the top floor, a further 2 double bedrooms and a modern family bathroom. Outside is a larger than average enclosed rear garden with a patio seating area and gated access. To the front of the property you will find a neatly maintained front garden and 2 allocated parking spaces. With a local convenience store and school just a short walk away, don't miss out the opportunity to acquire this superb family home.

Entrance Hall

Family/Dining Area

15'8 x 12'3 (max) (4.78m x 3.73m (max))

Kitchen

10'5 x 6' (3.18m x 1.83m)

Dining Room

9'1 x 6'1 (2.77m x 1.85m)

WC

First Floor Landing

Bedroom 1

12'10 x 6'1 (3.91m x 1.85m)

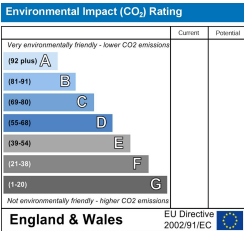
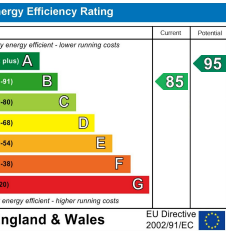
Ensuite

Living Room/Bedroom 3

12'10 x 11'9 (max) (3.91m x 3.58m (max))

Second Floor Landing

Council Tax: Bedford D



Bedroom 2

12'10 x 12'8 (max) (3.91m x 3.86m (max))

Bedroom 4

12'10 x 11'7 (max) (3.91m x 3.53m (max))

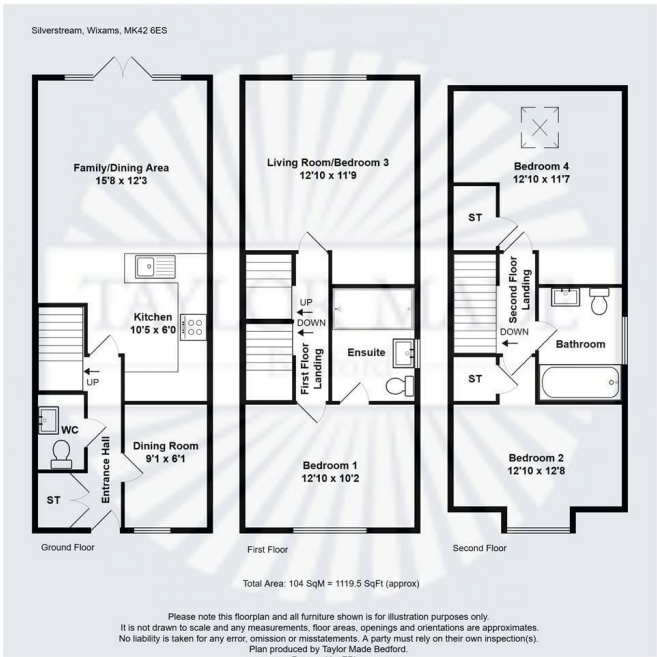
Bathroom

Enclosed Rear Garden

2 Allocated Parking Spaces

Wixams

Wixams is relatively new village being just over 10 years old and is adjacent to Wilstead located along the A6 corridor between Bedford & Luton. It offers many facilities to include a supermarket, a garden centre, community centres, sporting pitches and children's play areas. The area has over 300 acres of green open space, parkland plus cycle routes and pathways. The main railway is located in Bedford offering fast direct trains to St Pancras and Kings Cross with stops for Luton Airport. Excellent road links include the A6 and the M1/A1 southern bypass link offering easy commutes to Bedford, Milton Keynes, Luton and Cambridge.



These particulars of sale are a general outline, acting as guidance only. All descriptions, dimensions and references to condition are given without responsibility falling upon the vendors or their agents. Taylor Made Residential has not tested any apparatus, equipment, fixtures or services. We have not sought to verify the legal title of the property, purchasers must obtain verification from their solicitor. This is offered for sale on a Subject to Contract and Without Prejudice basis 2024.



Taylor Made Residential Limited
Taylor House, Roman Gate, Saxon Way, Great
Denham, Bedford, MK40 4FU

01234 302043

bedford@taylormadeproperties.co.uk
www.taylorlandandpropertygroup.co.uk

Company Registration: 10726223 VAT Number: 268 8165 58

